

PORSCHE GT3 CUP BENELUX - CENTRAL EUROPE


SPA EURO RACE

RACE 2

Analysis

■ Personal Best
 ■ Session Best
 ■ Crossing the finish line in pit lane

Lap	Time	Sector 1	Sector 2	Sector 3	Kph	Elapsed	Lap	Time	Sector 1	Sector 2	Sector 3	Kph	Elapsed	
2	Hans FABRI NED							13	2:37.148	43.864	1:13.259	40.025	160.4	34:19.116
	Team Raceart PORSCHE GT3 CUP 991													
1	2:54.226	55.737	1:16.106	42.383	144.7	2:54.226								
2	2:39.072	45.275	1:13.497	40.300	158.5	5:33.298								
3	2:40.428	44.687	1:15.263	40.478	157.2	8:13.726								
4	2:39.094	44.474	1:14.472	40.148	158.5	10:52.820								
5	2:37.804	43.981	1:14.030	39.793	159.8	13:30.624								
6	2:37.655	43.892	1:13.432	40.331	159.9	16:08.279								
7	2:40.717	44.505	1:13.942	42.270	156.9	18:48.996								
8	2:37.934	44.110	1:13.786	40.038	159.6	21:26.930								
9	2:38.810	44.328	1:14.231	40.251	158.8	24:05.740								
10	2:37.400	43.991	1:13.778	39.631	160.2	26:43.140								
11	2:36.998	43.734	1:13.419	39.845	160.6	29:20.138								
12	2:37.598	44.428	1:13.025	40.145	160.0	31:57.736								
13	2:39.001	43.672	1:15.267	40.062	158.6	34:36.737								
3	Roger GROUWELS NED													
	Team Raceart PORSCHE GT3 CUP 991													
1	2:39.412	48.007	1:12.979	38.426	158.2	2:39.412								
2	2:32.382	42.675	1:11.222	38.485	165.5	5:11.794								
3	2:31.493	42.060	1:11.048	38.385	166.4	7:43.287								
4	2:30.955	42.983	1:09.580	38.392	167.0	10:14.242								
5	2:30.084	42.424	1:09.349	38.311	168.0	12:44.326								
6	2:30.552	41.991	1:09.865	38.696	167.5	15:14.878								
7	2:31.614	42.048	1:10.384	39.182	166.3	17:46.492								
8	2:32.103	42.607	1:10.651	38.845	165.8	20:18.595								
9	2:31.218	42.691	1:10.018	38.509	166.7	22:49.813								
10	2:30.489	42.051	1:10.105	38.333	167.5	25:20.302								
11	2:32.171	42.029	1:10.064	40.078	165.7	27:52.473								
12	2:30.677	42.210	1:10.070	38.397	167.3	30:23.150								
13	2:31.398	42.271	1:10.224	38.903	166.5	32:54.548								
4	Menno VAN DE GRIJSPAARDE NED													
	GP Elite PORSCHE GT3 CUP 991													
1	2:36.884	46.873	1:11.459	38.552	160.7	2:36.884								
2	2:31.746	42.678	1:10.430	38.638	166.2	5:08.630								
3	2:31.885	43.486	1:09.734	38.665	166.0	7:40.515								
4	2:29.859	41.694	1:09.715	38.450	168.3	10:10.374								
5	2:30.794	41.821	1:09.851	39.122	167.2	12:41.168								
6	2:32.919	42.388	1:11.655	38.876	164.9	15:14.087								
6	Yves NOEL BEL													
	Car Tuning Lease Motorsport PORSCHE GT3 CUP 991													
1	2:51.104	54.387	1:16.065	40.652	147.4	2:51.104								
2	2:38.433	45.009	1:13.504	39.920	159.1	5:29.537								
3	2:37.640	43.800	1:13.934	39.906	159.9	8:07.177								
4	2:38.042	44.221	1:14.035	39.786	159.5	10:45.219								
5	2:36.756	43.648	1:13.320	39.788	160.8	13:21.975								
6	2:37.155	43.603	1:13.796	39.756	160.4	15:59.130								
7	2:37.537	44.028	1:13.285	40.224	160.1	18:36.667								
8	2:36.864	43.986	1:13.108	39.770	160.7	21:13.531								
9	2:35.895	43.778	1:12.809	39.308	161.7	23:49.426								
10	2:35.658	43.754	1:12.711	39.193	162.0	26:25.084								
11	2:36.885	43.725	1:12.894	40.266	160.7	29:01.969								
12	2:39.999	46.030	1:13.965	40.004	157.6	31:41.968								
9	Christofer BAUER GER													
	Forch Racing PORSCHE GT3 CUP 991													
1	2:39.801	48.345	1:12.827	38.629	157.8	2:39.801								
2	2:30.304	42.050	1:09.433	38.821	167.8	5:10.105								
3	2:40.252	42.443	1:19.718	38.091	157.3	7:50.357								
4	2:28.821	42.009	1:08.592	38.220	169.4	10:19.178								
5	2:30.286	43.351	1:08.635	38.300	167.8	12:49.464								
6	2:30.297	41.680	1:09.807	38.810	167.8	15:19.761								
7	2:32.278	41.921	1:09.928	40.429	165.6	17:52.039								
8	2:29.855	42.235	1:09.053	38.567	168.3	20:21.894								
9	2:30.047	41.844	1:09.544	38.659	168.0	22:51.941								
10	2:31.137	42.184	1:10.489	38.464	166.8	25:23.078								
11	2:31.481	42.192	1:10.006	39.283	166.5	27:54.559								
12	2:33.103	42.898	1:10.683	39.522	164.7	30:27.662								
13	2:32.466	42.175	1:10.345	39.946	165.4	33:00.128								
11	Wolfgang TRILLER DEU													
	Platinum Racing PORSCHE GT3 CUP 991													
1	2:40.413	48.295	1:13.269	38.849	157.2	2:40.413								
2	2:30.424	42.175	1:09.935	38.314	167.6	5:10.837								
3	2:31.011	42.054	1:10.985	37.972	167.0	7:41.848								
4	2:28.886	42.099	1:08.571	38.216	169.4	10:10.734								
5	2:30.185	41.922	1:09.673	38.590	167.9	12:40.919								
6	2:29.900	42.338	1:08.887	38.675	168.2	15:10.819								
7	2:53.590 B	43.887	1:16.273	53.430	145.3	18:04.409								
8	3:47.659	1:53.995	1:12.737	40.927	110.8	21:52.068								
9	2:30.283	42.688	1:09.371	38.224	167.8	24:22.351								
10	2:28.842	41.971	1:08.853	38.018	169.4	26:51.193								
11	2:29.657	42.032	1:09.366	38.259	168.5	29:20.850								
12	2:29.705	42.380	1:09.164	38.161	168.4	31:50.555								
13	2:29.999	41.828	1:09.828	38.343	168.1	34:20.554								
12	Jörn SCHMIDT-STAADE DEU													
	JSS Beteiligungsgesellschaft GmbH PORSCHE GT3 CUP 991													
1	2:36.489	46.484	1:11.528	38.477	161.1	2:36.489								
2	2:31.789	43.062	1:10.150	38.577	166.1	5:08.278								
3	2:31.409	42.327	1:10.686	38.396	166.5	7:39.687								
4	2:30.347	42.114	1:09.816	38.417	167.7	10:10.034								
5	2:30.463	42.051	1:09.609	38.803	167.6	12:40.497								
6	2:32.234	42.890	1:11.289	38.055	165.6	15:12.731								
7	2:33.658	42.085	1:11.554	40.019	164.1	17:46.389								
8	2:31.820	42.586	1:10.250	38.984	166.1	20:18.209								
9	2:30.949	42.228	1:10.304	38.417	167.0	22:49.158								
10	2:30.831	42.102	1:10.161	38.568	167.2	25:19.989								
11	2:32.097	41.930	1:10.092	40.075	165.8	27:52.086								
12	2:30.561	41.916	1:10.252	38.393	167.5	30:22.647								
13	2:31.493	41.753	1:10.531	39.209	166.4	32:54.140								
14	Koen WAUTERS BEL													
	DVB Racing PORSCHE GT3 CUP 991													
1	3:03.345	45.917	1:39.102	38.326	137.5	3:03.345								
2	2:36.096	42.600	1:13.948	39.548	161.5	5:39.441								
3	2:31.079	42.079	1:10.256	38.744	166.9	8:10.520								
4	2:31.045	41.917	1:10.588	38.540	166.9	10:41.565								



PORSCHE GT3 CUP BENELUX - CENTRAL EUROPE


SPA EURO RACE

RACE 2

Analysis

■ Personal Best
 ■ Session Best
 B Crossing the finish line in pit lane

Lap	Time	Sector 1	Sector 2	Sector 3	Kph	Elapsed	Lap	Time	Sector 1	Sector 2	Sector 3	Kph	Elapsed
5	2:29.726	41.834	1:09.880	38.012	168.4	12:31.897							
6	2:30.694	41.834	1:09.613	39.247	167.3	15:02.591							
7	2:29.661	41.928	1:09.366	38.367	168.5	17:32.252							
8	2:29.714	42.136	1:09.706	37.872	168.4	20:01.966							
9	2:30.217	41.731	1:10.288	38.198	167.9	22:32.183							
10	2:30.858	41.919	1:10.656	38.283	167.1	25:03.041							
11	2:30.991	42.213	1:10.338	38.440	167.0	27:34.032							
12	2:30.972	41.946	1:10.452	38.574	167.0	30:05.004							
13	2:33.167	42.109	1:10.040	41.018	164.6	32:38.171							
35	Stanislaw JEDLINSKI					POL	47	Alexandre JOUANNE					FRA
	GT3 Poland					PORSCHE GT3 CUP 991		DVB Racing					PORSCHE GT3 CUP 991
1	2:59.218	58.504	1:17.812	42.902	140.7	2:59.218	1	2:32.402	44.483	1:09.867	38.052	165.4	2:32.402
2	2:47.041	46.103	1:18.687	42.251	150.9	5:46.259	2	2:29.365	41.948	1:09.373	38.044	168.8	5:01.767
3	2:43.598	45.506	1:16.190	41.902	154.1	8:29.857	3	2:28.108	41.444	1:08.770	37.894	170.2	7:29.875
4	2:46.099	45.499	1:16.491	44.109	151.8	11:15.956	4	2:29.449	41.685	1:09.647	38.117	168.7	9:59.324
5	2:51.796	47.384	1:20.486	43.926	146.8	14:07.752	5	2:28.220	41.820	1:08.349	38.051	170.1	12:27.544
6	2:45.530	47.347	1:16.646	41.537	152.3	16:53.282	6	2:28.608	41.636	1:08.881	38.091	169.7	14:56.152
7	2:43.118	44.807	1:15.332	42.979	154.6	19:36.400	7	2:28.136	41.279	1:09.325	37.532	170.2	17:24.288
8	2:44.271	45.577	1:16.428	42.266	153.5	22:20.671	8	2:32.674	43.246	1:11.629	37.799	165.2	19:56.962
9	2:46.630	45.287	1:19.380	41.963	151.3	25:07.301	9	2:30.321	41.684	1:10.208	38.429	167.7	22:27.283
10	2:46.657	45.720	1:17.864	43.073	151.3	27:53.958	10	2:29.647	41.747	1:10.068	37.832	168.5	24:56.930
11	2:48.506	46.287	1:20.048	42.171	149.6	30:42.464	11	2:28.809	41.548	1:09.416	37.845	169.4	27:25.739
12	2:44.675	44.701	1:16.041	43.933	153.1	33:27.139	12	2:31.930	41.463	1:11.994	38.473	166.0	29:57.669
							13	2:32.763	41.801	1:12.012	38.950	165.1	32:30.432
							48	Mariusz URBANSKI					POL
								GT3 Poland					PORSCHE GT3 CUP 991
1	2:52.816	55.123	1:15.949	41.744	145.9	2:52.816	1	2:52.816	55.123	1:15.949	41.744	145.9	2:52.816
2	2:38.680	44.544	1:13.795	40.341	158.9	5:31.496	2	2:38.680	44.544	1:13.795	40.341	158.9	5:31.496
3	2:36.490	44.158	1:12.367	39.965	161.1	8:07.986	3	2:36.490	44.158	1:12.367	39.965	161.1	8:07.986
4	2:38.514	44.236	1:14.289	39.989	159.1	10:46.500	4	2:38.514	44.236	1:14.289	39.989	159.1	10:46.500
5	2:33.907	43.289	1:11.602	39.016	163.8	13:20.407	5	2:33.907	43.289	1:11.602	39.016	163.8	13:20.407
6	2:33.423	43.665	1:10.656	39.102	164.3	15:53.830	6	2:33.423	43.665	1:10.656	39.102	164.3	15:53.830
7	2:33.693	42.893	1:10.961	39.839	164.1	18:27.523	7	2:33.693	42.893	1:10.961	39.839	164.1	18:27.523
8	2:33.538	43.062	1:10.704	39.772	164.2	21:01.061	8	2:33.538	43.062	1:10.704	39.772	164.2	21:01.061
9	2:33.798	43.213	1:11.200	39.385	163.9	23:34.859	9	2:33.798	43.213	1:11.200	39.385	163.9	23:34.859
10	2:37.712	43.079	1:14.190	40.443	159.9	26:12.571	10	2:37.712	43.079	1:14.190	40.443	159.9	26:12.571
11	2:38.309	45.231	1:13.255	39.823	159.3	28:50.880	11	2:38.309	45.231	1:13.255	39.823	159.3	28:50.880
12	2:36.369	43.770	1:12.076	40.523	161.2	31:27.249	12	2:36.369	43.770	1:12.076	40.523	161.2	31:27.249
13	2:36.340	43.567	1:13.161	39.612	161.3	34:03.589	13	2:36.340	43.567	1:13.161	39.612	161.3	34:03.589
							77	Marcin JEDLINSKI					POL
								GT3 Poland					PORSCHE GT3 CUP 991
1	2:49.328	53.782	1:15.310	40.236	148.9	2:49.328	1	2:49.328	53.782	1:15.310	40.236	148.9	2:49.328
2	2:33.827	43.448	1:10.491	39.888	163.9	5:23.155	2	2:33.827	43.448	1:10.491	39.888	163.9	5:23.155
3	2:36.003	46.057	1:10.894	39.052	161.6	7:59.158	3	2:36.003	46.057	1:10.894	39.052	161.6	7:59.158
4	26:53.573 B	43.031	1:10.277	...	15.6	34:52.731	4	26:53.573 B	43.031	1:10.277	...	15.6	34:52.731
							88	Willem MEULDERS					BEL
								Speedlover					PORSCHE GT3 CUP 991
1	2:45.975	51.154	1:15.013	39.808	151.9	2:45.975	1	2:45.975	51.154	1:15.013	39.808	151.9	2:45.975
2	2:34.056	43.340	1:11.230	39.486	163.7	5:20.031	2	2:34.056	43.340	1:11.230	39.486	163.7	5:20.031
3	2:32.936	43.087	1:10.812	39.037	164.9	7:52.967	3	2:32.936	43.087	1:10.812	39.037	164.9	7:52.967
4	2:33.720	43.506	1:11.312	38.902	164.0	10:26.687	4	2:33.720	43.506	1:11.312	38.902	164.0	10:26.687
5	2:33.488	42.928	1:11.080	39.480	164.3	13:00.175	5	2:33.488	42.928	1:11.080	39.480	164.3	13:00.175
6	2:33.524	43.270	1:11.191	39.063	164.2	15:33.699	6	2:33.524	43.270	1:11.191	39.063	164.2	15:33.699
7	2:33.670	43.288	1:10.904	39.478	164.1	18:07.369	7	2:33.670	43.288	1:10.904	39.478	164.1	18:07.369
8	2:33.924	43.204	1:11.337	39.383	163.8	20:41.293	8	2:33.924	43.204	1:11.337	39.383	163.8	20:41.293
9	2:34.866	44.211	1:11.563	39.092	162.8	23:16.159	9	2:34.866	44.211	1:11.563	39.092	162.8	23:16.159
10	2:35.371	43.153	1:11.851	40.367	162.3	25:51.530	10	2:35.371	43.153	1:11.851	40.367	162.3	25:51.530
11	2:36.785	43.040	1:14.513	39.232	160.8	28:28.315	11	2:36.785	43.040	1:14.513	39.232	160.8	28:28.315
12	2:34.566	43.519	1:11.484	39.563	163.1	31:02.881	12	2:34.566	43.519	1:11.484	39.563	163.1	31:02.881
13	2:46.351	43.424	1:12.550	50.377	151.6	33:49.232	13	2:46.351	43.424	1:12.550	50.377	151.6	33:49.232



PORSCHE GT3 CUP BENELUX - CENTRAL EUROPE


SPA EURO RACE

RACE 2

Analysis

Personal Best Session Best B Crossing the finish line in pit lane

Lap	Time	Sector 1	Sector 2	Sector 3	Kph	Elapsed	Lap	Time	Sector 1	Sector 2	Sector 3	Kph	Elapsed	
98	Yannick HOOGAARS						BEL							
BELGIUM Racing							PORSCHE GT3 CUP 991							
1	2:37.711	47.146	1:11.651	38.914	159.9	2:37.711	7	2:39.023	43.656	1:13.769	41.598	158.6	19:14.005	
2	2:31.671	42.576	1:10.408	38.687	166.2	5:09.382	8	2:38.732	43.787	1:14.515	40.430	158.8	21:52.737	
3	2:34.022	43.487	1:11.552	38.983	163.7	7:43.404	9	2:37.829	43.511	1:14.246	40.072	159.8	24:30.566	
4	2:31.746	43.046	1:10.468	38.232	166.2	10:15.150	10	2:37.008	43.177	1:12.858	40.973	160.6	27:07.574	
5	2:31.450	41.997	1:10.811	38.642	166.5	12:46.600	11	2:39.984	43.814	1:15.979	40.191	157.6	29:47.558	
6	2:31.074	42.227	1:10.216	38.631	166.9	15:17.674	12	2:38.591	43.473	1:14.826	40.292	159.0	32:26.149	
7	2:34.073	42.170	1:11.542	40.361	163.7	17:51.747	13	2:55.601	43.030	1:13.749	58.822	143.6	35:21.750	
8	2:32.183	43.000	1:10.334	38.849	165.7	20:23.930								
9	2:31.303	41.917	1:10.448	38.938	166.6	22:55.233								
10	2:33.374	42.235	1:10.897	40.242	164.4	25:28.607								
11	2:31.945	42.457	1:10.586	38.902	165.9	28:00.552								
12	2:32.490	42.171	1:11.090	39.229	165.3	30:33.042								
13	2:33.548	42.176	1:11.360	40.012	164.2	33:06.590								
99	Dylan DERDAELE						BEL							
BELGIUM Racing							PORSCHE GT3 CUP 991							
1	2:38.430	45.771	1:14.373	38.286	159.2	2:38.430								
2	2:30.461	41.648	1:10.196	38.617	167.6	5:08.891								
3	2:29.346	42.042	1:09.565	37.739	168.8	7:38.237								
4	2:27.521	41.730	1:08.168	37.623	170.9	10:05.758								
5	2:27.594	41.850	1:08.066	37.678	170.8	12:33.352								
6	2:28.720	41.657	1:08.812	38.251	169.5	15:02.072								
7	2:28.227	41.732	1:08.383	38.112	170.1	17:30.299								
8	2:30.193	41.600	1:10.455	38.138	167.9	20:00.492								
9	2:29.532	41.715	1:10.047	37.770	168.6	22:30.024								
10	2:28.544	41.374	1:09.321	37.849	169.7	24:58.568								
11	2:28.128	41.415	1:09.096	37.617	170.2	27:26.696								
12	2:30.325	41.465	1:09.956	38.904	167.7	29:57.021								
119	Piotr PARYS						POL							
Lukas Motorsport							PORSCHE GT3 CUP 991							
1	2:42.553	50.087	1:13.760	38.706	155.1	2:42.553								
2	2:30.691	41.741	1:10.419	38.531	167.3	5:13.244								
3	2:31.414	42.097	1:10.775	38.542	166.5	7:44.658								
4	2:31.049	42.145	1:10.546	38.358	166.9	10:15.707								
5	2:29.268	41.668	1:09.626	37.974	168.9	12:44.975								
6	2:28.578	41.381	1:09.039	38.158	169.7	15:13.553								
7	2:31.547	41.536	1:11.515	38.496	166.4	17:45.100								
8	2:29.424	41.660	1:08.987	38.777	168.7	20:14.524								
9	2:29.020	41.654	1:08.850	38.516	169.2	22:43.544								
10	2:31.281	43.698	1:09.544	38.039	166.7	25:14.825								
11	2:29.666	41.393	1:09.998	38.275	168.5	27:44.491								
12	2:28.541	41.384	1:09.287	37.870	169.7	30:13.032								
13	2:28.874	41.296	1:09.528	38.050	169.4	32:41.906								
268	Arif SUYABATMAZ						AUS							
GO Motorsports by DVB RACING							PORSCHE GT3 CUP 997							
1	2:55.347	57.191	1:16.831	41.325	143.8	2:55.347								
2	2:48.176	44.850	1:20.371	42.955	149.9	5:43.523								
3	2:40.658	44.354	1:15.905	40.399	156.9	8:24.181								
4	2:38.763	44.614	1:13.888	40.261	158.8	11:02.944								
5	2:38.628	44.480	1:13.845	40.303	159.0	13:41.572								
6	2:53.410	43.715	1:29.190	40.505	145.4	16:34.982								
269	Yadel OSKAN						TUR							
GO Motorsports by DVB RACING							PORSCHE GT3 CUP 997							
1	2:45.713	50.878	1:15.116	39.719	152.2	2:45.713								
2	2:37.251	43.956	1:12.071	41.224	160.3	5:22.964								
3	2:43.583	46.829	1:15.684	41.070	154.1	8:06.547								
4	2:40.691	44.932	1:14.718	41.041	156.9	10:47.238								
5	2:40.873	45.284	1:14.118	41.471	156.7	13:28.111								
6	2:39.781	44.386	1:14.435	40.960	157.8	16:07.892								
7	2:40.053	44.417	1:13.935	41.701	157.5	18:47.945								
8	2:41.339	44.369	1:15.720	41.250	156.3	21:29.284								
9	2:41.114	44.725	1:15.051	41.338	156.5	24:10.398								
10	2:40.433	44.590	1:14.726	41.117	157.2	26:50.831								
11	2:44.571	45.373	1:16.847	42.351	153.2	29:35.402								
12	2:43.525	44.957	1:16.167	42.401	154.2	32:18.927								
13	3:28.025	B	44.840	1:17.856	1:25.329	121.2	35:46.952							
270	Cengiz OGUZHAN						TUR							
GO Motorsports by DVB RACING							PORSCHE GT3 CUP 997							
1	2:49.729	52.703	1:15.626	41.400	148.6	2:49.729								
2	2:37.300	43.808	1:12.666	40.826	160.3	5:27.029								
3	2:38.186	43.915	1:14.056	40.215	159.4	8:05.215								
4	2:35.184	43.643	1:11.917	39.624	162.5	10:40.399								
5	2:36.104	43.566	1:12.701	39.837	161.5	13:16.503								
6	2:34.559	42.989	1:11.951	39.619	163.1	15:51.062								
7	2:34.991	43.011	1:11.582	40.398	162.7	18:26.053								
8	2:34.265	43.134	1:11.712	39.419	163.4	21:00.318								
9	2:33.810	43.037	1:11.402	39.371	163.9	23:34.128								
10	2:34.479	42.971	1:11.968	39.540	163.2	26:08.607								
11	2:36.632	44.601	1:12.066	39.965	161.0	28:45.239								
12	2:34.528	43.004	1:12.129	39.395	163.2	31:19.767								
13	2:34.332	42.742	1:12.286	39.304	163.4	33:54.099								
271	Genk CEYISAKAR						TUR							
GO Motorsports by DVB RACING							PORSCHE GT3 CUP 997							
1	2:44.758	49.957	1:13.781	41.020	153.0	2:44.758								
2	2:35.632	43.671	1:11.938	40.023	162.0	5:20.390								
3	2:35.123	43.305	1:12.827	38.991	162.5	7:55.513								
4	2:37.564	43.564	1:13.188	40.812	160.0	10:33.077								
5	2:33.859	43.223	1:11.366	39.270	163.9	13:06.936								
6	2:36.268	42.945	1:13.981	39.342	161.4	15:43.204								
7	2:34.720	43.063	1:12.010	39.647	163.0	18:17.924								
8	2:34.910	43.001	1:12.226	39.683	162.8	20:52.834								
9	2:34.935	42.841	1:12.284	39.810	162.7	23:27.769								
10	2:37.059	43.153	1:12.743	41.163	160.5	26:04.828								
11	2:35.485	43.116	1:12.882	39.487	162.2	28:40.313								
12	2:36.100	42.865	1:12.508	40.727	161.5	31:16.413								
13	2:35.392	42.714	1:12.817	39.861	162.3	33:51.805								



PORSCHE GT3 CUP BENELUX - CENTRAL EUROPE
SPA EURO RACE
RACE 2

Analysis

■ Personal Best
 ■ Session Best
 B Crossing the finish line in pit lane

Lap	Time	Sector 1	Sector 2	Sector 3	Kph	Elapsed	Lap	Time	Sector 1	Sector 2	Sector 3	Kph	Elapsed	
333	Stefan REHKOPF						DEU							
	Rehkopf Stefan						PORSCHE GT3 CUP 991							
1	2:42.135	49.101	1:13.808	39.226	155.5	2:42.135								
2	2:30.951	42.010	1:10.397	38.544	167.0	5:13.086								
3	2:31.281	42.090	1:10.757	38.434	166.7	7:44.367								
4	2:32.114	42.370	1:11.433	38.311	165.8	10:16.481								
5	2:30.559	42.241	1:09.706	38.612	167.5	12:47.040								
6	2:31.093	42.313	1:10.113	38.667	166.9	15:18.133								
7	2:32.361	41.725	1:11.215	39.421	165.5	17:50.494								
8	2:30.578	42.048	1:10.160	38.370	167.4	20:21.072								
9	2:30.629	41.854	1:10.039	38.736	167.4	22:51.701								
10	2:30.610	41.972	1:10.296	38.342	167.4	25:22.311								
11	2:32.109	42.253	1:10.321	39.535	165.8	27:54.420								
12	2:32.049	42.122	1:11.217	38.710	165.8	30:26.469								
13	2:31.843	42.598	1:10.650	38.595	166.1	32:58.312								